

# HAJ COMMITTEE OF INDIA

(Statutory body constituted under the Act of Parliament No.35 of 2002)

(Ministry of Minority Affairs)

Email : [ceo.hajcommittee@nic.in](mailto:ceo.hajcommittee@nic.in)  
Web : [www.hajcommittee.gov.in](http://www.hajcommittee.gov.in)  
Tel : 022-22717101/102/103.  
Fax: 022-2262 0920.

Haj House,  
7/A, M.R.A. Marg,  
(Palton Road)  
Mumbai – 400 001.

HC-13/167/2019-2020

/6435

Date:- 09th June, 2020


## C I R C U L A R

HAJ – 2020

14

**Sub: On line cancellation facility to the pilgrims of Haj-2020.**

In continuation to circular No 13 dated 5/6/2020. To facilitate the pilgrims of Haj-2020, Haj Committee of India introduced Online Cancellation facility on its website [www.hajcommittee.gov.in](http://www.hajcommittee.gov.in). The process and instruction for using the Online Cancellation process are enclosed.

  
(Dr. Maqsood Ahmed Khan)  
Chief Executive Officer.

1. The Executive Officer. All State/ U.T.Haj Committees.
2. The Joint Secretary (Haj), Ministry of Minority Affairs, New Delhi.
3. The Director (Haj), Ministry of Minority Affairs, New Delhi.
4. SBI, Mumbai Main Branch / UBI, Null Bazar Branch, Mumbai.
5. Dy. C.E.O./Op./ Admn./ Acctts., Haj Committee of India.
6. Computer Section, Haj Committee of India for uploading on website of HCoI

## ONLINE CANCELLATIONS PROCESS

1. Go to [hajcommittee.gov.in](http://hajcommittee.gov.in) and click on "Online Cancellation Haj-2020"

2. After "Click Here" following will appear on the screen. Please enter **COVER NO** and Security Code.

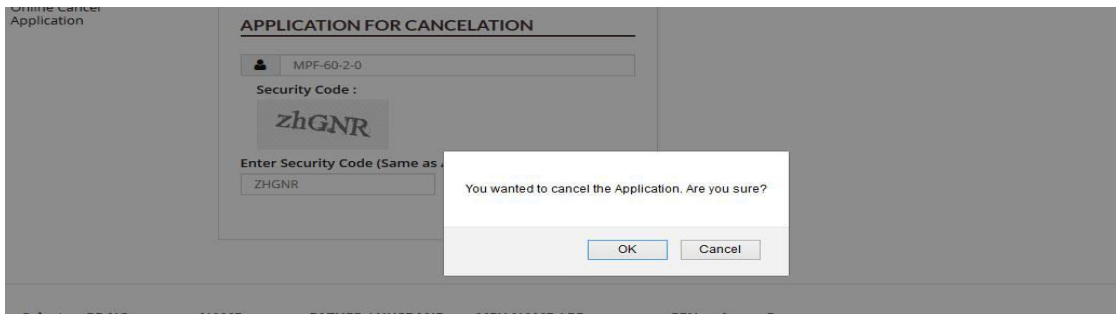
3. On clicking "SUBMIT" button following screen will appear.

Select	PP NO.	NAME	FATHER / HUSBAND	MEH NAME / PP	GEN	Age	Reason
<input checked="" type="checkbox"/>	P1839984 CH	HABEEB	MANGU KHAN		M	64	FINANCIAL
<input checked="" type="checkbox"/>	P1839251	SHEHAD BEE	IMAM KHAN	HABIB KHAN / P1839984	F	59	FINANCIAL

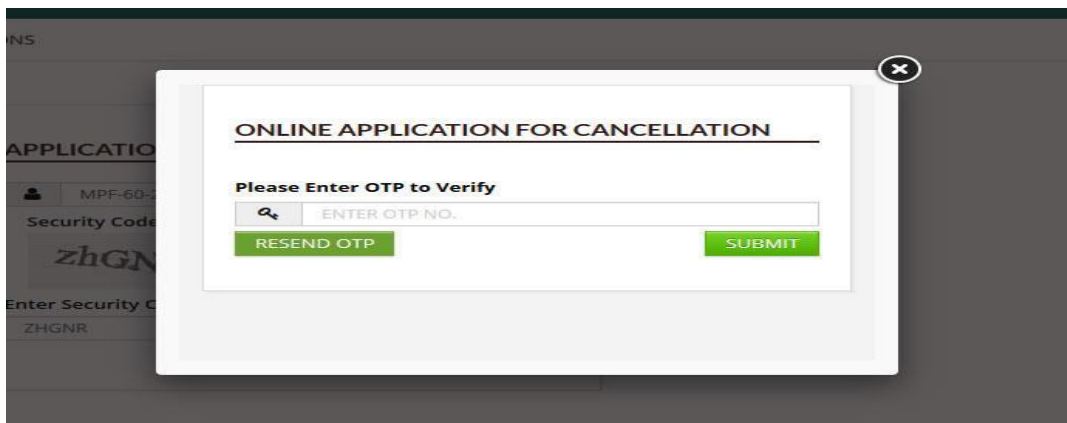
[VERIFY DETAIL](#)

Select the check box against pilgrims details for make cancellation request and check the cancelled reason in column namely reason. Then after click verify details button

4. On click Verify Details a pop-up window will appear it indicates “You wanted to cancel the Application. Are you sure? “ With“**OK / Cancel**” button. To make request for cancellation click on “OK” button, otherwise click on Cancel button.



5. After click “OK button, a system generated OTP (One Time Password) will be sent to Mobile Number provided in the registration form. Please entering OTP number to verify and click on “SUBMIT” button.



6. After clicking on “SUBMIT” following screen will appear. Please verify Cover Head Bank details and select the check Box. If correct, in case any correction required in bank details kindly e-mail the bank details with scan copy of Cancelled cheque / Pass Book on the mentioned e-mail ID: [account.hci@gove.in](mailto:account.hci@gove.in) and click “ **FINAL SUBMIT** ” button:

Please verify Coverhead Bank Details

**VERIFY COVER HEAD BANK DETAILS**

Name of the Bank BANK OF INDIA      Account No. 89001110014368      IFSC Code BKID0008900

I confirm above Bank Account details is correct for Refund.

**Final Submit**

7. A unique system generated Cancel ID will be displayed which indicates successful completion of online cancellation submission. Click on “Final Submit” button, your cancellations request is uploaded. And also SMS will be sent to Mobile Number provided in the registration form.

Your Online cancellation Request No. is CAN01 Click here to Print

8. A receipt of online cancellation request will be generated for reference.



Mozilla Firefox

hajcommittee.in/webapp/web18/appl\_cancel/cancel\_receipt

<b>HAJ COMMITTEE OF INDIA</b>	
<b>ONLINE APPLICATION CANCEL REQUEST FOR HAJ - 2020</b>	
Request No.	CAN01
Cover No.	BRF-256-1-0
State.	BIHAR
Cancel Pilgrim Name/s	ASHRAF JALIL
Appl Date	08-06-2020 16:53:00